

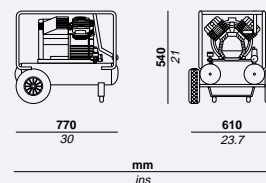
Compressori d'aria con trasmissione a cinghia

Belt driven air compressors



PONY VX

Compressori d'aria coassiali
Direct driven air compressors



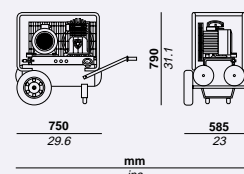
CE



Type	Volt/Hz	Cod.	Lt.	dB (A)	LWA	Grup./Pump	Cil./St.	/min	C.F.M.	m³/h	bar	psi	HP	kW	kW	min-1	Kg	m³
PONY VX 304	230/50/1▲	1441501000	9,5+9,5	72	95	VX 304	2/1	300	10,5	18	10	145	2,5	1,8	2,8	1450	50	0.254
PONY VX 402	230/50/1▲	1442001000	9,5+9,5	77	99	VX 402	2/1	400	14	24	10	145	3	2,25	3	2850	52	0.254



PONY AB 410



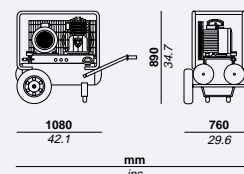
CE



Type	Volt/Hz	Cod.	Lt.	dB (A)	LWA	Grup./Pump	Cil./St.	/min	C.F.M.	m³/h	bar	psi	HP	kW	kW	min-1	Kg	m³
PONY AB 410	230/50/1▲	1445360000	11+11	76	99	AB 410	2/1	400	14	24	10	145	3	2,25	3	1210	68	0.458



PONY AB 851



CE



Type	Volt/Hz	Cod.	Lt.	dB (A)	LWA	Grup./Pump	Cil./St.	/min	C.F.M.	m³/h	bar	psi	HP	kW	kW	min-1	Kg	m³
PONY AB 851 ○	230/50/1■	1445470000	17+17	77	99	AB 851	2/2	830	29,3	50	10	145	7,5	5,5	7,5	1280	135	0.740